

Newloc® Acetal


Plastic Push-to-Connect Fittings



ESOP Employee Owned
for Your Benefit

Fluid Transfer Specialists®

Plastic Push-To-Connect Fittings



- Extremely easy to install — no tools necessary
- Certified by the National Sanitation Foundation (NSF-51 and NSF-61)†
- Instant leak-proof connections
- Made from tough, lightweight, FDA-sanctioned materials
- No flow restrictions
- Easy to disconnect and reuse
- Available in either Fractional or Metric sizes
- Optional collet cover to prevent accidental disconnection and to deter tampering — available in colors for coding purposes
- Genuine John Guest brand fittings



Installation Instructions:



1. Cut tubing cleanly at 90° angle and push into collet



2. Installation complete and secure



3. To disconnect push in collet and pull tubing



4. Optional collet cover snaps over collet before or after installation

Notes

Construction materials:

Body: Acetal copolymer (fractions are gray; metrics are black)

'O'- Ring: FDA-grade nitrile rubber

Collet: Acetal copolymer with stainless steel teeth

Collet cover: Acetal copolymer

Working pressure: Up to 230 psi (air and potable liquids)**

Vacuum rating: Full (29.9 in./Hg)**

Working temperatures:

air: -4°F to 158°F**

potable liquids: 33°F to 158°F**

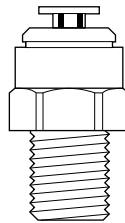
**Values listed are typical for the material used in manufacture, except where noted, and are meant only as a guide to aid in design. Field testing should be performed to find the actual values for your application.

Use NEWLOC ACETAL fittings with all types of semi-rigid to rigid plastic tubing including nylon and polyethylene. They can also be used in limited soft tubing sizes using tube supports — testing is recommended. Typical applications include systems for pneumatic control, food and beverage, chemicals, and potable water.

NEWLOC ACETAL's threads are self-sealing — do not use sealants such as fluoropolymer tape.

If tube and fitting are disconnected, it may be necessary to re-cut the end of the tubing to ensure perfect sealing when reattached.

†NSF listed as trade designation "JG"



Male Adapter

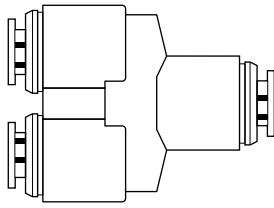
PART NO.	Fraction (IN.)		PART NO.	Metric (MM)	
	TUBE OD	x NPT		TUBE OD	x BSPT
520 0979	5/32	x 1/8	521 0723	4	x 1/8
520 1007	5/32	x 1/4	521 0751*	4	x 1/4
520 1035	3/16	x 1/8	521 0835	6	x 1/8
520 1063	1/4	x 1/8	521 0863	6	x 1/4
520 1091	1/4	x 1/4	521 0891	8	x 1/8
520 1098	1/4	x 3/8	521 0919	8	x 1/4
520 1119	5/16	x 1/8	521 0947	8	x 3/8
520 1147	5/16	x 1/4	521 0975	10	x 1/4
520 1175	5/16	x 3/8	521 1003	10	x 3/8
520 1203	3/8	x 1/8	521 1031	10	x 1/2
520 1231	3/8	x 1/4	521 1059*	12	x 3/8
520 1259	3/8	x 3/8	521 1087	12	x 1/2
520 1287	3/8	x 1/2			
520 1315	1/2	x 3/8			
520 1343	1/2	x 1/2			

*Limited stock availability; lead times and minimums may apply — call for details.

All items sold in increments of 10 pieces.



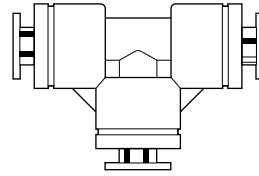
Plastic Push-To-Connect Fittings



Union 'Y'

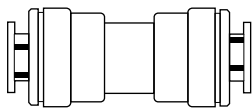
PART NO.	TUBE OD (IN.)
----------	---------------

520 4507	3/8
----------	-----



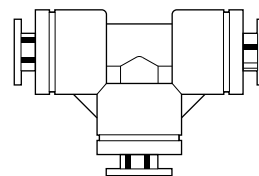
Union Tee

Fraction (IN.)		Metric (MM)	
PART NO.	TUBE OD	PART NO.	TUBE OD
520 4675	5/32	521 4335	4
520 4703	3/16	521 4363	5
520 4731	1/4	521 4391	6
520 4759	5/16	521 4419*	8
520 4787	3/8	521 4447	10
520 4815	1/2	521 4475	12



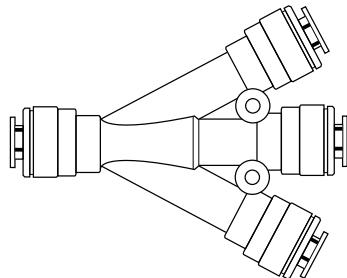
Union Connector

Fraction (IN.)		Metric (MM)	
PART NO.	TUBE OD	PART NO.	TUBE OD
520 1819	5/32	521 1423	4
520 1847	3/16	521 1451*	5
520 1875	1/4	521 1479	6
520 1903	5/16	521 1507	8
520 1931	3/8	521 1535	10
520 1959	1/2	521 1563	12



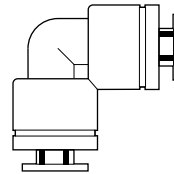
Reducing Union Tee

PART NO.	TUBE OD BRANCHES (IN.) x TUBE OD STEM (IN.)
520 4955	1/2 x 3/8



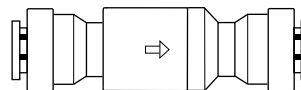
3-Way Union Connector

PART NO.	TUBE OD BRANCHES (IN.) x TUBE OD STEM (IN.)
520 4633	3/8 x 1/2



Union 90° Elbow


Fraction (IN.)		Metric (MM)	
PART NO.	TUBE OD	PART NO.	TUBE OD
520 3135	5/32	521 2767	4
520 3163	3/16	521 2823	6
520 3191	1/4	521 2851	8
520 3219	5/16	521 2879	10
520 3247	3/8	521 2907	12
520 3275	1/2		



Check Valve

PART NO.	TUBE OD (IN.)
520 2001	3/8

Swivel Male Branch Tee and Swivel Male Run Tee fittings may be assembled from components available — call for details.



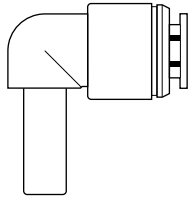
Tube Support

PART NO.	TUBE ID x TUBE OD (IN.)
520 5487*	5/16 x 3/8
520 5515	3/8 x 1/2

*Limited stock availability; lead times and minimums may apply — call for details.

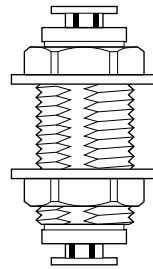
All items sold in increments of 10 pieces.

Plastic Push-To-Connect Fittings



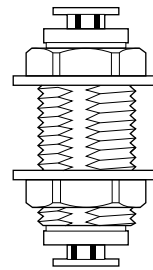
Stem 90° Elbow

Fraction (IN.)		Metric (MM)	
PART NO.	STEM OD x TUBE OD	PART NO.	STEM OD x TUBE OD
520 2799	5/32 x 5/32	521 2431*	4 x 4
520 2827*	3/16 x 3/16	521 2459*	5 x 5
520 2855	1/4 x 1/4	521 2515*	8 x 8
520 2897*	3/8 x 3/16	521 2543*	10 x 10
520 2904	3/8 x 1/4	521 2571*	12 x 12
520 2911*	3/8 x 5/16		
520 2939	3/8 x 3/8		
520 2967	1/2 x 1/2		



Bulkhead Union

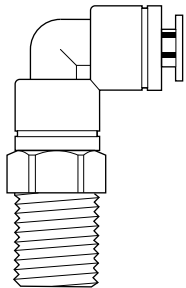
Fraction (IN.)		Metric (MM)	
PART NO.	TUBE OD	PART NO.	TUBE OD
520 2491	5/32	521 2123*	4
520 2547	1/4	521 2179*	6
520 2575	5/16	521 2235*	10
520 2603	3/8	521 2263*	12
520 2631	1/2		



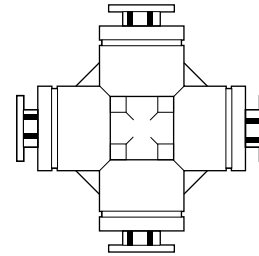
Reducing Bulkhead Union

PART NO.	TUBE OD (IN.) x TUBE OD (IN.)
520 2764	3/8 x 1/4

Swivel Male 90° Elbow



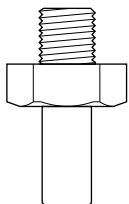
Fraction (IN.)		Metric (MM)	
PART NO.	TUBE OD x NPT	PART NO.	TUBE OD x BSPT
520 3779	5/32 x 1/8	521 3467	4 x 1/8
520 3807	5/32 x 1/4	521 3495	4 x 1/4
520 3835	3/16 x 1/8	521 3579	6 x 1/8
520 3863	1/4 x 1/8	521 3607	6 x 1/4
520 3891	1/4 x 1/4	521 3635	8 x 1/8
520 3919	5/16 x 1/8	521 3663	8 x 1/4
520 3947	5/16 x 1/4	521 3691	8 x 3/8
520 3975	5/16 x 3/8	521 3719	10 x 1/4
520 4003	3/8 x 1/4	521 3747	10 x 3/8
520 4031	3/8 x 3/8	521 3775	10 x 1/2
520 4059	1/2 x 3/8	521 3803	12 x 3/8
520 4087	1/2 x 1/2	521 3831	12 x 1/2



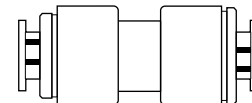
4-Way Union Connector

PART NO.	TUBE OD (IN.)
520 4563	3/8

Male Stem Adapter



Fraction (IN.)		Metric (MM)	
PART NO.	STEM OD x NPT	PART NO.	STEM OD x BSPT
520 0027	5/32 x 1/8	521 0023	4 x 1/8
520 0111	1/4 x 1/8	521 0051	4 x 1/4
520 0139	1/4 x 1/4	521 0163	6 x 1/4
520 0167	5/16 x 1/8	521 0191	8 x 1/8
520 0195	5/16 x 1/4	521 0219	8 x 1/4
520 0223	5/16 x 3/8	521 0275	10 x 1/4
520 0251	3/8 x 1/4	521 0303	10 x 3/8
520 0279	3/8 x 3/8	521 0331*	10 x 1/2
520 0307	1/2 x 3/8	521 0359*	12 x 3/8
520 0335	1/2 x 1/2	521 0387*	12 x 1/2



Reducing Union Connector

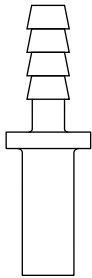
Fraction (IN.)		Metric (MM)	
PART NO.	TUBE OD x TUBE OD	PART NO.	TUBE OD x TUBE OD
520 2127	1/4 x 3/16	521 1759*	6 x 4
520 2183	5/16 x 3/16	521 1787*	8 x 4
520 2211	5/16 x 1/4	521 1815*	8 x 6
520 2239	3/8 x 3/16	521 1843*	10 x 4
520 2267	3/8 x 1/4	521 1871*	10 x 6
520 2295	3/8 x 5/16	521 1899*	10 x 8
520 2323	1/2 x 3/8	521 1927*	12 x 8
		521 1955*	12 x 10

*Limited stock availability; lead times and minimums may apply — call for details.

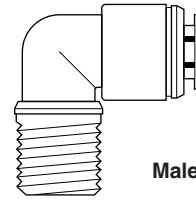
All items sold in increments of 10 pieces.

Plastic Push-To-Connect Fittings

Tube to Hose Barb



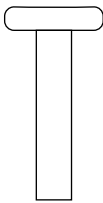
Fraction (IN.)		Metric (MM)	
PART NO.	STEM OD x HOSE ID	PART NO.	STEM OD x HOSE ID
520 0503	1/4 x 3/16		
520 0531	1/4 x 1/4	521 0583*	8 x 6
520 0559	1/4 x 5/16		
520 0587	5/16 x 3/16		
520 0643	5/16 x 5/16		
520 0671	5/16 x 3/8		
520 0699	3/8 x 1/4		
520 0727	3/8 x 5/16		
520 0755	3/8 x 3/8		
520 0762	3/8 x 1/2		
520 0783	1/2 x 3/8		
520 0811	1/2 x 1/2		



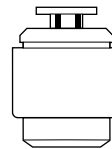
Male 90° Elbow

PART NO.	TUBE OD (IN.) x NPT
520 3331	1/4 x 1/8
520 3338	1/4 x 1/4
520 3345	1/4 x 3/8
520 3387	3/8 x 1/4

Plug



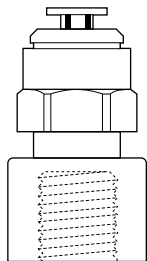
Fraction (IN.)		Metric (MM)	
PART NO.	STEM OD	PART NO.	STEM OD
520 5683*	5/32	521 5231*	5
520 5711	3/16	521 5259*	6
520 5739	1/4	521 5287*	8
520 5795	3/8	521 5315*	10
520 5823	1/2	521 5343*	12



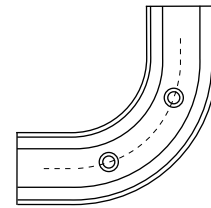
End Stop

PART NO.	TUBE OD (IN.)
520 5865	3/8

Female Adapter



Fraction (IN.)		Metric (MM)	
PART NO.	TUBE OD x THREAD	PART NO.	TUBE OD x THREAD
520 0839*	3/8 x 1/4 FE FL	521 0639*	4 x 1/8 FE BSP
520 0881*	1/4 x 1/4 FNPT	521 0667*	8 x 1/4 FE BSP
520 0902*	3/8 x 1/4 FNPT		



Flow Bend Clip

PART NO.	TUBE OD (IN.)
520 7223	5/16
520 7230	3/8



Collet Covers can prevent accidental disconnection and deter tampering on Newloc Acetal fittings (they will not fit Newloc Brass fittings). Collet Covers are available through special order in black, gray, red, blue, and yellow colors in the sizes listed at right — call for more information.

TUBE OD (IN.)	(MM)
5/32	
3/16	5
1/4	6
5/16	8
3/8	
1/2	12



Collet Retainer Clip

PART NO.	TUBE OD (IN.)
520 7139	1/4
520 7153	3/8

*Limited stock availability; lead times and minimums may apply — call for details.

All items sold in increments of 10 pieces.



Nylotube® Nylon-12 Tubing

- Excellent resistance to flexural fatigue, tube vibration, and movement
- Lightweight with excellent bend radii and pressure ratings
- Resists crushing, abrasion, and cracking
- Standard availability in metric sizes and colors
- Very low moisture absorption: 1.4% maximum (at 73°F)



Zelite™ Linear Low Density Polyethylene Tubing

- Made from non-toxic ingredients conforming to FDA standards
- Does not impart a taste or odor to critical streams
- Flexible, lightweight, durable
- Offers enhanced resistance to stress cracking
- Chemically inert; forms a good barrier to gases, vapors, and moisture



Cutting Tools Two Sizes

- One for tubing up to 5/8" O.D.; another for sizes to 1-1/2" O.D.
- Both cut semi-rigid or soft tubing materials quickly and cleanly
- Lightweight, compact and durable
- Replaceable blade on larger size

Request a Push-to-Connect Fittings catalog

Inside you'll find details on NewAge Industries' line of brass push-to-connect fittings in addition to acetal. Catalogs for PVC, polyurethane, silicone, rubber, fluoropolymer, and semi-rigid tubing and hose are available, as well as barbed fittings and clamps and custom products. Contact your NewAge Industries' sales representative or local distributor to request a copy of the catalog you need, or visit www.newageindustries.com.



Newloc, Superthane, Nylotube, Zelite, NewAge, "Fluid Transfer Specialists," and The "N" Logo are trademarks of NewAge® Industries, Inc.

WARRANTY: NewAge Industries' products are warranted to be free from defects in material and workmanship. Any product found to carry such defects will be replaced without charge. This warranty is limited only to the replacement of NewAge Industries' products, item for item, which after examination by NewAge Industries are deemed defective. NewAge Industries specifically disclaims any other liability. The data supplied is provided as a helpful guideline and is believed to be reliable; however, nothing stated shall constitute a guarantee, recommendation, or warranty for any application.

NOTICE: NewAge Industries, Inc. has been a privately owned corporation since 1954. Neither the corporation nor its principals are affiliated, in any way, with any other group or entity either representing themselves as or being referred to by the term New-Age.

© NewAge Industries, Inc. 2016 Specifications are subject to change without notice.

9/22/16

DISTRIBUTOR PARTNER



145 James Way
Southampton, PA 18966
www.newageindustries.com

800-50-NEWAGE
(800-506-3924)
215-526-2300

Fax: 800-837-1856
215-526-2190

info@newageindustries.com